

# Apollo 14

## Equity fund

Factsheet, 31.01.2025

### Fund Data

Fund Inception	06.08.1998
Benchmark	None
Fund Currency	USD
Fund Assets in USD	126.544.580,83
Accounting Period	01.09. - 31.08.
Fund Management	Security Kapitalanlage AG
Fund Manager	Joachim Walth, CFA Philipp Ebner, CPM, CEFA Lukas Obersteiner, MSc
Admission	Austria
ISIN A - Share	AT0000A22KG5
Distribution (A)	0,6324 (02.12.2024)

### Price per share

A

NAV	200,53
Issue Price	214,60
Redemption Price	200,50

### Costs

Management fee p.a.	1,50 %
Front load	7,00 %

### PRIIPS/MiFID II

If you need information about this, please contact [office@securitykag.at](mailto:office@securitykag.at).

### Risk profile of fund



The risk profile defines the risk assessment of the fund - one blue box low risk, seven blue boxes very high risk.

### Description

Orientation of investment towards the MSCI USA Index

# Apollo 14

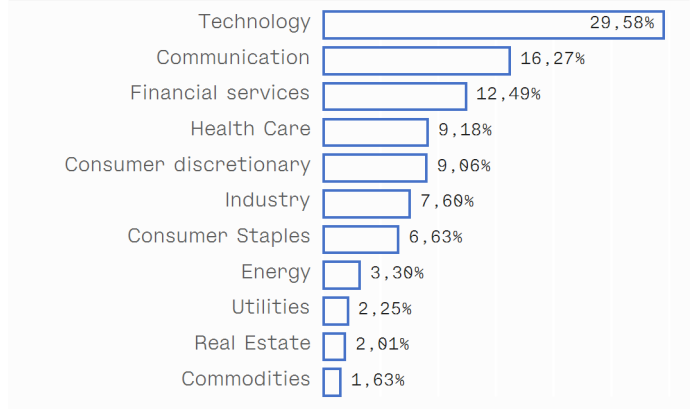
## Equity fund

Factsheet, 31.01.2025


### Top 10 Equities

Name	% FA
APPLE INC	6,65 %
NVIDIA CORP	5,64 %
MICROSOFT CORP	5,41 %
AMAZON.COM INC	4,09 %
META PLATFORMS INC	2,77 %
ALPHABET INC - A	2,20 %
TESLA MOTORS INC	2,12 %
ALPHABET INC - C	1,87 %
BROADCOM INC	1,73 %
JPMORGAN CHASE & CO	1,40 %


### Sector Allocation



### Market capitalisation segments



### Country Overview



### Fund Ratios

#### Equities

Ø Market Cap in Mrd. EUR	927,36
Ø Dividend yield p.a.	1,22 %
Price to Book Ratio	5,29
Price to Earnings Ratio (est. 12m)	25,00

# Apollo 14

## Equity fund

Factsheet, 31.01.2025

Past performance is not an indicator of future results.

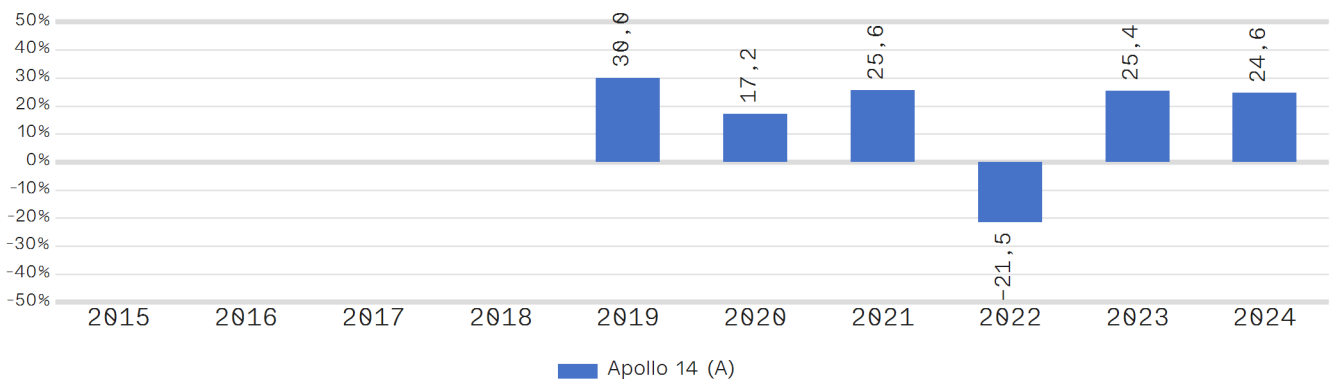
### Performance Chart



### Performance Ratios

	A
Inception:	27.08.2018
10 years p.a.:	-
5 years p.a.:	12,60 %
3 years p.a.:	10,83 %
1 year:	23,11 %
Sharpe Ratio (3 years):	-
Volatility p.a. (3 years):	14,69 %

### Jahresperformance



#### Important Notification

This fact sheet does represent neither investment or risk advice nor a public offer nor recommendation to buy or sell securities. Investment generally involves certain risks. Past performance does not guarantee certain results in the future. The return may also rise or decrease because of currency fluctuations. In the performance data calculation front end loads and redemption fees, depository or other fees and taxes are not considered. For more information please refer to the official prospectus and the Key Information Document (=BIB) in German (only valid for public offer in Austria) at Security KAG or Liechtensteinische Landesbank (Österreich) AG (as custodian).

This fund is a registered UCITS incorporated under Austrian law and is only registered for sale in Austria. The tax treatment depends on the residence of the investor and the applicable national laws.

Values per share, Performance: OeKB; Performancechart, fund's composition: Liechtensteinische Landesbank (Österreich) AG, Bloomberg and own calculation

Definition of ratios and terms in German: <http://www.securitykag.at/disclaimer.pdf> All data without warranty.