

Apollo Styrian Global Equity

International equity fund

Factsheet, 31.01.2025

Fund Data

Fund Inception	16.09.1999
Benchmark	None
Fund Currency	EUR
Fund Assets in EUR	703.800.848,54
Accounting Period	01.10. - 30.09.
Fund Management	Security Kapitalanlage AG
Fund Manager	Philipp Ebner, CPM, CEFA Joachim Walth, CFA
Admission	Austria, Germany
ISIN T - Share	AT0000A03KC4
Capital gains tax (T)	0,0974 (02.12.2024)

Price per share

	T
NAV	42,93
Issue Price	45,19
Redemption Price	42,93

Costs

Management fee p.a.	0,90 %
Front load	5,25 %

PRIIPS/MiFID II

If you need information about this, please contact office@securitykag.at.

Risk profile of fund



The risk profile defines the risk assessment of the fund - one blue box low risk, seven blue boxes very high risk.

Description

The fund invests in equities worldwide with a focus on developed markets. The stock selection process takes into account the characteristics of the investable equities and minimum sustainability standards. The shares are valued quantitatively and integrates stock-specific characteristics based on both price-based and fundamental criteria.

Apollo Styrian Global Equity

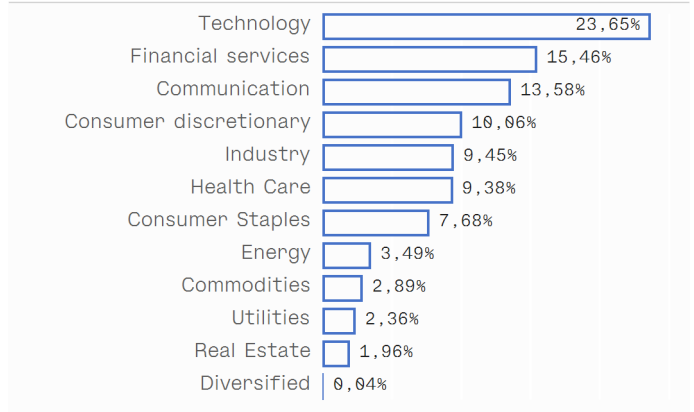
International equity fund

Factsheet, 31.01.2025

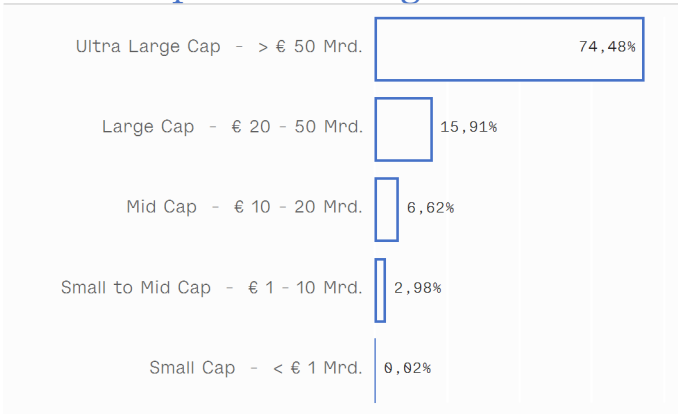
Top 10 Equities

Name	% FA
APPLE INC	4,98 %
NVIDIA CORP	4,23 %
MICROSOFT CORP	4,02 %
AMAZON.COM INC	3,02 %
META PLATFORMS INC	2,09 %
ALPHABET INC - A	1,63 %
TESLA MOTORS INC	1,59 %
ALPHABET INC - C	1,41 %
BROADCOM INC	1,34 %
JPMORGAN CHASE & CO	1,08 %

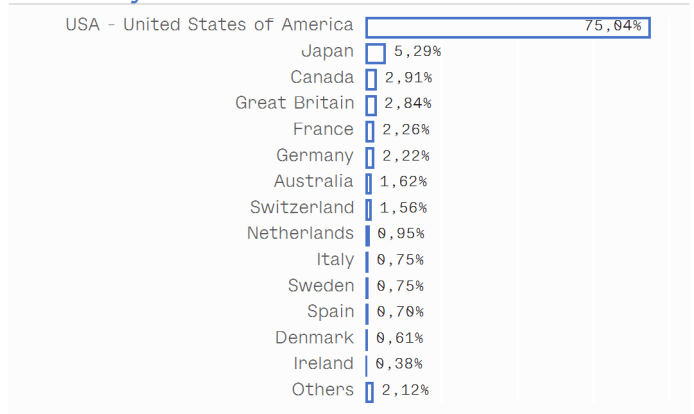
Sector Allocation



Market capitalisation segments



Country Overview



Fund Ratios

Equities

Ø Market Cap in Mrd. EUR	712,15
Ø Dividend yield p.a.	1,68 %
Price to Book Ratio	3,57
Price to Earnings Ratio (est. 12m)	21,61

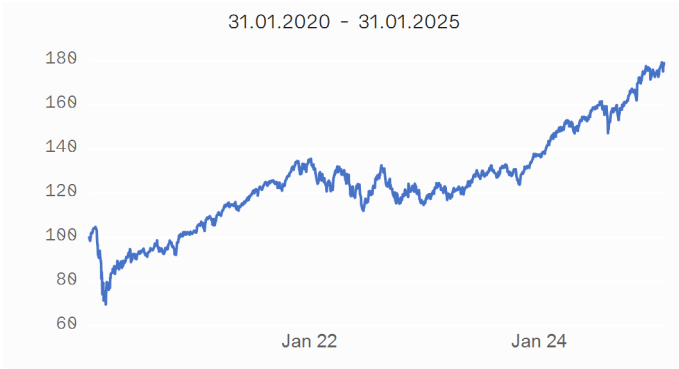
Apollo Styrian Global Equity

International equity fund

Factsheet, 31.01.2025

Past performance is not an indicator of future results.

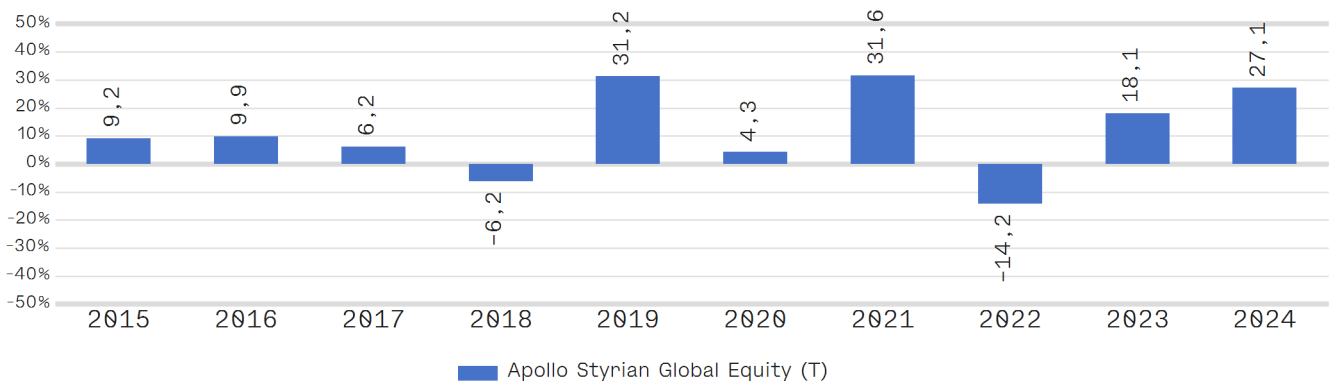
Performance Chart



Performance Ratios

	T
Inception:	14.12.2006
10 years p.a.:	10,45 %
5 years p.a.:	12,32 %
3 years p.a.:	12,12 %
1 year:	24,80 %
Sharpe Ratio (3 years):	0,80
Volatility p.a. (3 years):	12,19 %

Jahresperformance



Important Notification

This fact sheet does represent neither investment or risk advice nor a public offer nor recommendation to buy or sell securities. Investment generally involves certain risks. Past performance does not guarantee certain results in the future. The return may also rise or decrease because of currency fluctuations. In the performance data calculation front end loads and redemption fees, depository or other fees and taxes are not considered. For more information please refer to the official prospectus and the Key Information Document (=BIB) in German (only valid for public offer in Austria) at Security KAG or Liechtensteinische Landesbank (Österreich) AG (as custodian).

The fund can exhibit increased volatility, i.e. the share values can also be subject to large fluctuations within short periods of time.

This fund is a registered UCITS incorporated under Austrian law and is only registered for sale in Austria. The tax treatment depends on the residence of the investor and the applicable national laws.

Values per share, Performance: OeKB; Performancechart, fund's composition: Liechtensteinische Landesbank (Österreich) AG, Bloomberg and own calculation

Definition of ratios and terms in German: <http://www.securitykag.at/disclaimer.pdf> All data without warranty.